

Headlight, Grille Light, Taillight & System Flashers

Whelen flashers are designed for heavy-duty, long life operation. Whether you require a complete certified ambulance system, Police package interface module, or headlight flashers for your vehicle, Whelen can provide you with the reliable solid-state products you need.

AMBULANCE FLASHERS

Three KKK-F certified ambulance flashers provide input controls for KKK-1822A Mode 1 and Mode 2 operation, Scan-Lock™ multi-flash patterns, and Low Power mode. All outlets are high side driven. All models provide LED service indicators and have a two year warranty.




AFL530

- Five outlet LED or Super-LED® ambulance flasher
- One wire design using a quick install 7-position screw terminal block
- Three outlets will drive up to 10 amps each and two outlets will drive five amps each
- Short circuit and thermally protected
- Ground wire may be chassis grounded for ease of installation
- Encapsulated for heavy-duty, water resistant performance
- Four Scan-Lock flash patterns



AFM560

- Five outlet Halogen, LED or Super-LED ambulance flasher
- One wire design using a quick install, high current terminal block
- Three outlets will operate up to four 65 watt lamps (20 amps); two outlets will operate two 65 watt lamps (10 amps)
- Short circuit and thermal protected
- Ground wire may be chassis grounded for ease of installation
- Four Scan-Lock flash patterns
- For interior use only



AFM1660

- Two wire design 16 outlet halogen, LED, or Super-LED ambulance flasher
- Each outlet will operate up to a 65 watt lamp (five amps)
- Short circuit and thermal protected
- For interior use only
- AMP Mate-N-Lok® connectors

UNIVERSAL FLASHERS

UFM8

- Eight outlet solid-state, universal Halogen or LED flasher
- 60 Watts per outlet
- Selective switching system (2x2x2x2) separately controls the operation of each pair
- 17 selectable flash patterns including a Traffic Advisor™ pattern



ULF44

- LED or Super-LED® flasher with synchronization
- 60 Watts per outlet
- Four outlet, four channel flasher with 62 Scan-Lock™ flash patterns allowing for alternating, simultaneous, and synchronized flashing lighthead
- Each channel can drive up to 5 amps (60 watts) and is short circuit and thermally protected

HEADLIGHT FLASHERS

SSFPOS

- Solid-state
- Two outlet, 160 watts per outlet
- Seven flash patterns
- For positive switching headlights



UHF2150A

- Two outlet, 162 watts per outlet headlight/grille light flasher in a compact molded polycarbonate housing with external mounting flanges
- For use on positive or negative headlight switching
- Solid-state controlled relay output
- Four flash patterns



SSFFP16

- Eight flash patterns
- Designed for 2016-2018 Ford Interceptor Utility Police Package



HEADLIGHT & TAILLIGHT FLASHERS

SSFPOS16


- Solid-state reliability
- Two outlet, 160 watts per outlet
- 2007-2018 Chevy Tahoe Police Package
- Scan-Lock™ provides seven flash patterns which can be accessed via a momentary switch
- Includes Weatherpak plug & play connectors for ease of installation
- For positive switching headlights



POLICE INTERFACE MODULES

PEIMFI13

- 2013-2018 Ford Police Interceptor Sedan or Utility
- Steering wheel auxiliary switch
- Converts Ford auxiliary switch signal from ground to positive, 12 volt
- Simplifies installation with Whelen's CenCom Sapphire™ or CanTrol® WC
- Eliminates use of external relays with CenCom® and CanTrol WC




SMARTLOGIC™ PROGRAMMABLE FLASHER

SLFLASH

Engineered to maintain situational awareness of the operator, the SmartLogic Programmable Flasher houses numerous innovative technologies that deliver highly effective visual warning.

- Software is configurable via USB port
- All eight outputs are internally protected and fused
- Each solid-state output is rated for 5 amps
- Eight inputs
- Five activating inputs
- Default flash pattern
- Low power override
- Day and night mode setups
- Adjustable cruise light settings
- Three non-activating inputs for low power, photocell, and brake/tail/turn cut-off
- LED onboard diagnostic indicators signify active outputs and blown fuses
- Available LCPHOTO photocell



Specifications

MODELS	UHF 2150A	SSFPOS SSFPOS16 SSFFP16	UFM8	AFL530	AFM560	AFM1660	ULF44	PEIMF113	SLFLASH
Warranty	2 Year	2 Year	5 Year	5 Year	5 Year	5 Year	5 Year	2 Year	5 Year
Applications	Headlights	Halogen Headlights & Taillights	Halogen, LED or Super-LED® Lightheads	LED or Super-LED Lightheads	Halogen, LED, or Super-LED Lightheads	Halogen, LED, or Super-LED Lightheads	LED or Super-LED Lightheads	Police Equipment Interface Module	Super-LED
Construction	-	100% Solid-state	100% Solid-state	100% Solid-state	100% Solid-state	100% Solid-state	100% Solid-state	100% Solid-state	100% Solid-state
Connection	Bare Wire	SSFPOS: none SSFPOS16: 2007-18 Chevy Tahoe Police Vehicles SSFFP16: 2016-18 Ford Police Interceptor Utility	Mate-N-Lok® with Mating Pigtails	7 Position Terminal Block	2 Position and 5 Position Terminal Blocks	Mate-N-Lok	Spade Terminals	2013-2018 Ford Police Interceptor Sedan or Utility	Spade Terminals
Number of Outlets	2	2 / 2 / 16	8	5	5	16	4	-	8
Alt./Simult. Outlets (max)	1x1	1x1	2x2x2x2	2x3	2x3	8x8	2x2	-	Programmable
Flash Patterns	4	7	17 includes Traffic Advisor™ pattern	4	4	4	62	-	64
Input Voltage	12.8	12.8	12.8	12.8	12.8	12.8	12.8	12.8	12.8
Output Current per Outlet (amps)	12.5	12.5	5	3@10A 2@5A	3@20A 210A	5	5	10mA	5
Output Power per Outlet (watts)	162	162	75	3@142W 2@71W	3@284W 2@142W	71	60	-	60
Output Power Total (watts)	324	324	600	264	568	568	240	-	480
Operating Voltage (VDC)	10-16	10-16	10-16	10-16	10-16	10-16	10-16	10-16	10-16
Duty Cycle On/Off	50%	50%	50% *	40%	40%	40%	40%	-	40%
On/Off Control Switching	175mA	20mA	50mA	20mA	20mA	20mA	-	-	-
Weather Protection	Encapsulated	Encapsulated	Install	Encapsulated	Install	Install	Encapsulated	Encapsulated	Encapsulated
Highbeam Override	yes	yes	-	-	-	-	-	-	-
Night Time Cutoff	yes	yes	-	-	-	-	-	-	-
Certifications	-	-	-	-	KKK-E	KKK-E	-	-	-
Dimensions	3" (76mm) H x 1.5" (38mm) D x 4.19" (106mm) W	.535" (14mm) H x 2" (50 mm) D x x 2.75" (70mm) W	1.75" (44mm) H x 6.70" (170mm) D x 5.85" (149mm) W	.60" (15mm) H x 2.75" (70mm) D x 6.5" (165mm) W	.60" (15mm) H x 3.80" (97mm) D x 7.20" (183mm) W	.60" (15mm) H x 3.82" (97mm) D x 7.20" (184mm) W	.54" (14mm) H x 2.05" (52mm) D x 2.75" (70mm) W	.75" (19mm) H x 2.05" (52mm) D x 2.75" (70mm) W	7.43" (189mm) W x .44" (11mm) H x 3.45" (88mm) D

* Dependent on flash pattern, 50% in alternating mode, 150 FPM in single flash
**2 outlets with 3 wire pairs each

WHELEN®

51 Winthrop Road
Chester, Connecticut 06412-0684
(860) 526-9504 www.whelen.com

Whelen Engineering reserves the right to upgrade and improve products without notice.
© 2018 Whelen Engineering Company, Inc. Printed in U.S.A.
Code No. 11151L - 01/30/2018

All products proudly designed, manufactured,
and assembled in the U.S.A.
• ISO 9001 Registered QMS