




Tracer™

Super-LED® Light Array

Engineered to increase vehicle visibility, the Tracer utilizes Whelen's Super-LED technology to provide high intensity warning and illumination.

Sleek vehicle specific mounting brackets conform to vehicle rocker panels and the universal mounting bracket kit will mount a Tracer to a variety of applications. The durable clamshell design allows for easy reconfiguration and serviceability.

Tracer is now enhanced with Traffic Advisor™ capabilities in 4-6 lamp versions and an all new external control module for ease of installation.



- T R A C E R -





FEATURES

- Available in SOLO™ (single color), DUO™ (two color interleaved), or TRIO™ (three color interleaved) modules
- Lightheads are daisy-chained together in lengths from 1 to 6 modules using the provided extrusion
- 30 Scan-Lock™ flash patterns
- Traffic Advisor included in 4-6 lamp versions
- DUO and TRIO models feature steady override, such as White steady-burn
- DUO and TRIO models can be synced to other Whelen sync products
- Cruise light control includes seven adjustable intensity levels
- Custom light configuration choices are achieved via the mode control wire
- Hard-coated lenses resist environmental damage from sand, sun, salt, and road chemicals
- Easily serviceable clamshell design
- Mounts easily via slide bolt with vehicle specific brackets, universal "L" brackets, or under lightbar brackets
- Includes 15' cable
- Encapsulated, water resistant control module for exterior or interior installation features two additional inputs for Traffic Advisor functions
- SAE Class 1 Certified
- IP67 rated for dust and water resistance
- 12 VDC
- 0.5 amps peak per module
- Size, single module: .75" (19mm) H x 1.75" (44.45mm) D x 12.5" (317.5mm) L
- Five year warranty





MODELS

SOLO™	
TCRHS1	1 Lamp Housing
TCRHS2	2 Lamp Housing
TCRHS3	3 Lamp Housing
TCRHS4	4 Lamp Housing
TCRHS5	5 Lamp Housing
TCRHS6	6 Lamp Housing
TCRL*	Amber, Blue, Red, or White SOLO lighthouse

Replace symbol * in model number with letter indicating color desired:    
 A = Amber, B = Blue, R = Red, C = White

DUO™	
TCRHD1	1 Lamp Housing
TCRHD2	2 Lamp Housing
TCRHD3	3 Lamp Housing
TCRHD4	4 Lamp Housing
TCRHD5	5 Lamp Housing
TCRHD6	6 Lamp Housing
TCRL**	Amber, Blue, Red, and/or White DUO lighthouse

Replace symbol * in model number with letter indicating color desired:    
 A = Amber, B = Blue, R = Red, C = White

TRIO™	
TCRHT1	1 Lamp Housing
TCRHT2	2 Lamp Housing
TCRHT3	3 Lamp Housing
TCRHT4	4 Lamp Housing
TCRHT5	5 Lamp Housing
TCRHT6	6 Lamp Housing
TCRLRBC	Red/Blue/White TRIO lighthouse
TCRLRBA	Red/Blue/Amber TRIO lighthouse

Mounting	
TCRB45A	2015-2019 Chevy Silverado 1500 Crew Cab, Running Board Mounting Kit, for 6 lamp Tracer™, each
TCRB45	2009-2019 Chevy Tahoe Running Board Mounting Kit, for 5 lamp Tracer, each
TCRB35	2015-2019 Dodge Charger mounting kit for 5 lamp housing
TCRB44	2015-2019 Dodge Durango, Running Board Mounting Kit, for 5 lamp Tracer, each
TCRB42	2015-2018 Dodge Ram 1500 Crew Cab, Running Board Mounting Kit, for 6 lamp Tracer, each
TCRB47	2015-2019 Ford F-150 SuperCrew and 2017 Ford F-250/F-350 Crew Cab Running Board Mounting Kit, for 6 lamp Tracer, each
TCRB39	2015-2016 Ford F-250/F-350 Crew Cab, Running Board Mounting Kit, for 6 lamp Tracer, each
TCRB38	2013-2019 Ford Police Interceptor Sedan Mounting Kit, for 5 lamp Tracer, each
TCRB34	2013-2019 Ford Police Interceptor Utility Running Board Mounting Kit, for 5 lamp Tracer, each
TCRLBKT	1 "L" Bracket and Hardware, see Tracer
TCRLBKT1	1 Single Mounting Bracket and Hardware for front or rear mounting of the Tracer Series under a lightbar
TCRLBKT2	1 Dual Mounting Bracket and Hardware for front or rear mounting of the Tracer Series under a lightbar

*Order 1 more bracket than the number of lamps. NOTE: Tracer length will depend on lightbar length and placement of mounting feet. Not for use with low profile mounting feet.

NOTE: All SUV and pickup trucks must have factory running boards

WHELEN®

51 Winthrop Road
 Chester, Connecticut 06412-0684
 (860) 526-9504 www.whelen.com

Whelen Engineering reserves the right to upgrade and improve products without notice.
 © 2018 Whelen Engineering Company, Inc. Printed in U.S.A.
 NASCAR® is a registered trademark of the National Association for Stock Car Auto Racing, Inc.
 Code No. 13058H - 12/04/2018

WHELEN®
 OFFICIAL WARNING LIGHTS



All products proudly designed, manufactured,
 and assembled in the U.S.A.
 • ISO 9001 Registered QMS